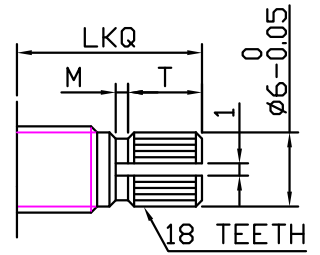
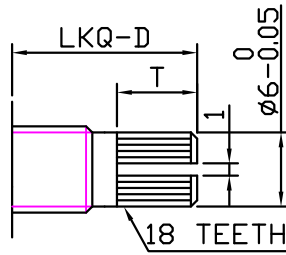
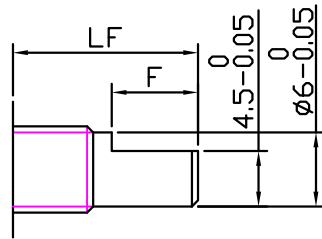
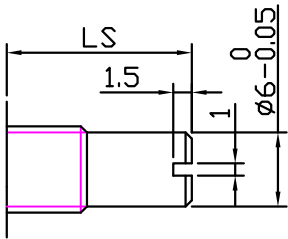
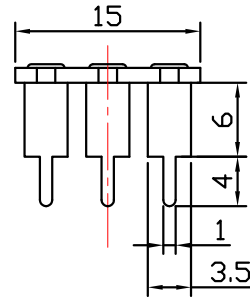
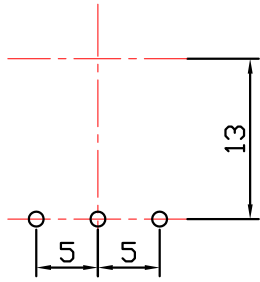


SHAFT SHOWN IN FULL C.C.W. POSITION



S TYPE

X	L _s		
0	10		
1	12		
2	15		
3	20		
4	25		
5	30		

F TYPE

X	L _F	F	
A	15	7	
B	20	10	
C	25	12	
D	30	12	

KQ-D TYPE

X	L _{KQ-D}	T
1	12	3.5
2	15	6.5
3	20	11.5
4	25	18.5
5	30	23.5
7	17	8.5

KQ TYPE

X	L _{KQ}	T	M
0	10	2.3	0.3
1	12	3.5	0.5
2	15	6	1
3	20	10	2
4	25	12	2
5	30	12	2

1			NAME	R1610N-__D5-	
2				X	
3				DRAWING NO	R1610ND5
NO	DATE	DESCRIPTION	DRAWN BY	CHECK BY	APPROVED BY
TOLERANCE		SCALE	DRAWN BY	CHECK BY	APPROVED BY
less than 10 ±0.3		1.5:1			
above 10-30 ±0.5		DIMENSION			
above 30-100 ±1.0		mm	2007.05.12		